



Photography

Third Lecture













































Interior Design Department
TIU-Erbil


Lecturer
Musaab Sami Al-Obeidy



1

Reviewing Exp. Triangle

										
										
F1,4	F2	F2,8	F4	F5,6	F8	F11	F16	F22	F32	
										
1/1000	1/500	1/250	1/125	1/60	1/30	1/15	1/8	1/4	1/2	
										
ISO 50	ISO 100	ISO 200	ISO 400	ISO 800	ISO 1600	ISO 3200	ISO 6400	ISO 12800	ISO 25600	



2

The Composition of Photo

1. مقدمة الصورة (Foregrounding)

Is one of several techniques to give the scene a more 3D feel.





3

The Composition of Photo



4

The Composition of Photo

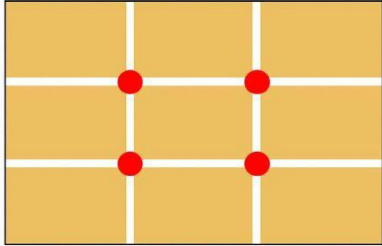
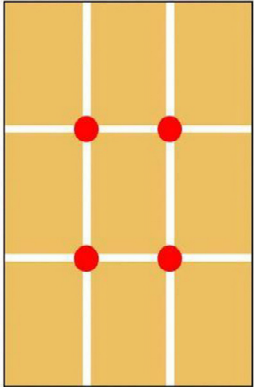



5

The Composition of Photo

2. قاعدة التثليث (الثلث) Rule of Thirds

Imagine that your image is divided into 9 equal segments by 2 vertical and 2 horizontal lines. The rule of thirds says that you should position the most important elements in your scene along these lines, or at the points where they intersect.

6

The Composition of Photo

2. قاعدة التثليث (الثلاث)



The slide features a green header with the title 'The Composition of Photo' and a yellow wavy line below it. A yellow box contains the text '2. قاعدة التثليث (الثلاث)'. Below this are two photographs. The first is an aerial view of a city skyline with a small red square in the top-left corner. The second is a portrait of a woman with long brown hair, with a red square in the top-left corner. At the bottom, there is a green bar with a yellow wavy line, a camera icon, and a small red square.

7

The Composition of Photo

2. قاعدة التثليث (الثلاث)




The slide features a green header with the title 'The Composition of Photo' and a yellow wavy line below it. A yellow box contains the text '2. قاعدة التثليث (الثلاث)'. Below this is a photograph of a woman in a red dress with long black hair, holding a large red fabric, with a red square in the top-left corner. At the bottom, there is a green bar with a yellow wavy line, a camera icon, and a small red square.

8

The Composition of Photo

3. نقطة الجذب (Center of Interest)




The slide features a green header with the title 'The Composition of Photo' and a yellow wavy line. Below the header, a yellow box contains the text '3. نقطة الجذب (Center of Interest)'. Two photographs are shown side-by-side: the left one is a dark interior with a window, and the right one is a man in a stream. A camera icon is in the bottom right corner.

9

The Composition of Photo

4. استقامة الصورة (Image Straight)




The slide features a green header with the title 'The Composition of Photo' and a yellow wavy line. Below the header, a yellow box contains the text '4. استقامة الصورة (Image Straight)'. Two photographs are shown side-by-side: the left one is the Leaning Tower of Pisa, and the right one is a fountain at sunset. A camera icon is in the bottom right corner.

10

The Composition of Photo

5. التباين (Contrast)



The slide features a green header with the title 'The Composition of Photo' and a yellow wavy line. Below the header, a yellow box contains the text '5. التباين (Contrast)'. The main content area shows two side-by-side photographs. The left photo shows a goldfish in a glass tank next to the head of a black cat. The right photo shows a white moth against a black background. A small camera icon is in the bottom right corner of the slide.

11

The Composition of Photo

5. التباين (Contrast)



The slide features a green header with the title 'The Composition of Photo' and a yellow wavy line. Below the header, a yellow box contains the text '5. التباين (Contrast)'. The main content area shows two side-by-side photographs. The left photo is a close-up of a flower with dark purple and yellow petals. The right photo shows the silhouettes of people on a boat fishing on a body of water at dusk. A small camera icon is in the bottom right corner of the slide.

12

The Composition of Photo



6. التناظر (Symmetry)



13

The Composition of Photo


7. التوازن (Balance)



14

The Composition of Photo

8. التأطير (Framing)



The slide features a green header with the title 'The Composition of Photo' and a yellow curved bar below it. A yellow box contains the text '8. التأطير (Framing)'. Two photographs are shown: the first is a black and white image of a mosque dome framed by a white triangle, and the second is a color image of a mosque courtyard framed by three arches. The footer is green with a yellow bar and a camera icon.

15

The Composition of Photo

9. زاوية التصوير (Point of View)




The slide features a green header with the title 'The Composition of Photo' and a yellow curved bar below it. A yellow box contains the text '9. زاوية التصوير (Point of View)'. Two photographs are shown: the first is a sunset over a silhouette of trees, and the second is a view looking down a narrow, rocky tunnel. The footer is green with a yellow bar and a camera icon.

16

The Composition of Photo

9. زاوية التصوير (Point of View)



17

The Composition of Photo

10. الاقتطاع (Cropping)



18

Types of Photography

Abstract	Fine Art	Publicity
Aerial	Food	Digital Ph.
Animals	HDR	Recycled Art
Architecture	Antiques	Sports
Astrophotography	Disasters	Still Life
Black and White	Interior	Street ph.
Cityscape	Journalism	Tourism
Documentary	Landscape	Travel
Expression	Macro	Underwater
Family	Nature	Urban
Fashion	Portrait	Wedding
Story	Product	Slow Shutter

19

**Thank you For
Listening**

20